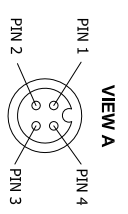

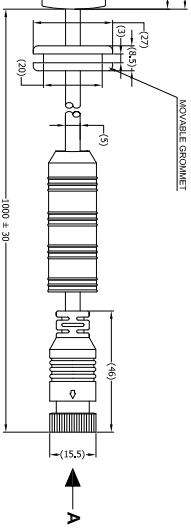
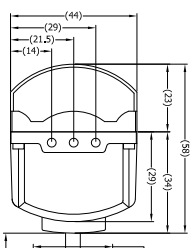
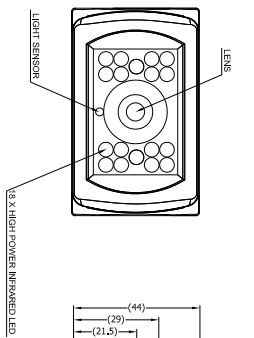
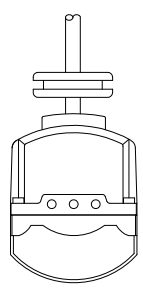
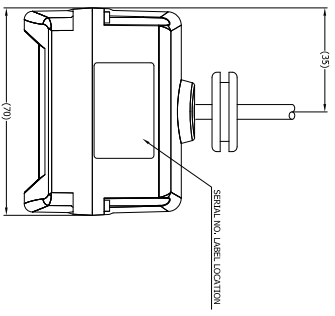
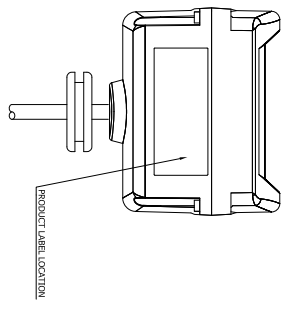


Revision Notes:		
1. FRAME AND DIMENSIONS UPDATED.		
Checked By: JN	Approved By: SM	Date Released: 11/04/12



PIN #	WIRE COLOUR	DESCRIPTION
1	RED	12 VDC
2	BLACK	GROUND
3	WHITE	AUDIO
4	YELLOW	VIDEO



- NOTES:**
1. DIMENSIONS IN MM.
 2. REFER TO "PRODUCT SPECIFICATION" FOR MORE DETAILS.
 3. REFER TO COMPONENT DRAWINGS FOR COMPONENT DETAILS.
 4. FINISH IS BLACK.

PROPRIETARY NOTICE
 THIS DESIGN AND TECHNICAL INFORMATION APPEARING ON THIS DRAWING IS THE PROPERTY OF BRIGADE ELECTRONICS, AND IS DISCLOSED IN CONFIDENCE. IT IS NOT TO BE COPIED, REPRODUCED, REVEALED TO OR EXPLOITED BY OTHERS, EITHER IN WHOLE OR IN PART WITHOUT THE EXPRESS WRITTEN CONSENT OF BRIGADE ELECTRONICS.

BRIGADE
 www.brigade-electronics.com

 Third Angle	Assembly Pl Approval XINYU HUANG(09/04./12)	Approved by DKERAI	Checked by BCHILD S	Drawn by MBUTLER
	Angle of Projection	Units mm	Scale N/A	Released 20/05/10
Status RELEASED	Stock Code 3366A	Released 20/05/10	Assembly Ref 13201002020	Drawn by MBUTLER
		VBV-790C-C		
		BE-001063-01-10		